






**Oberliga » Fair Play Statistik**

| Pl  | Team   | Sp. | Str. | Ø  |
|-----|--|-----|------|----|
| 1.  |  EV Lindau Islanders      | 32  | 383  | 12 |
| 2.  |  ESC Moskitos Essen       | 46  | 592  | 13 |
| 3.  |  Selber Wölfe             | 50  | 663  | 13 |
| 4.  |  ERC Bulls Sonthofen      | 50  | 664  | 13 |
| 5.  |  Herner EV                | 46  | 622  | 14 |
| 6.  |  EV Landshut              | 49  | 671  | 14 |
| 7.  |  ECC Preussen Berlin      | 44  | 599  | 14 |
| 8.  |  EHC Waldkraiburg         | 32  | 438  | 14 |
| 9.  |  EC Harzer Falken         | 44  | 621  | 14 |
| 10. |  Rostock Piranhas         | 44  | 660  | 15 |
| 11. |  Crocodiles Hamburg       | 46  | 692  | 15 |
| 12. |  Black Dragons Erfurt     | 47  | 684  | 15 |
| 13. |  EHC Timmendorfer Strand  | 44  | 638  | 15 |
| 14. |  EHV Schönheide 09        | 32  | 502  | 16 |
| 15. |  Deggendorfer SC          | 50  | 824  | 16 |
| 16. |  EV Regensburg            | 50  | 808  | 16 |
| 17. |  Tölzer Löwen           | 49  | 762  | 16 |
| 18. |  MEC Halle 04           | 49  | 784  | 16 |
| 19. |  FASS Berlin            | 44  | 726  | 17 |
| 20. |  IceFighters Leipzig    | 46  | 789  | 17 |
| 21. |  Blue Devils Weiden     | 50  | 825  | 17 |
| 22. |  Hannover Scorpions     | 44  | 751  | 17 |
| 23. |  ESC Wedemark Scorpions | 46  | 839  | 18 |
| 24. |  Höchstadter EC         | 32  | 567  | 18 |
| 25. |  Füchse Duisburg        | 46  | 849  | 18 |
| 26. |  EC Peiting             | 50  | 926  | 19 |
| 27. |  EC Hannover Indians    | 48  | 1071 | 22 |
| 28. |  Tilburg Trappers       | 46  | 1072 | 23 |